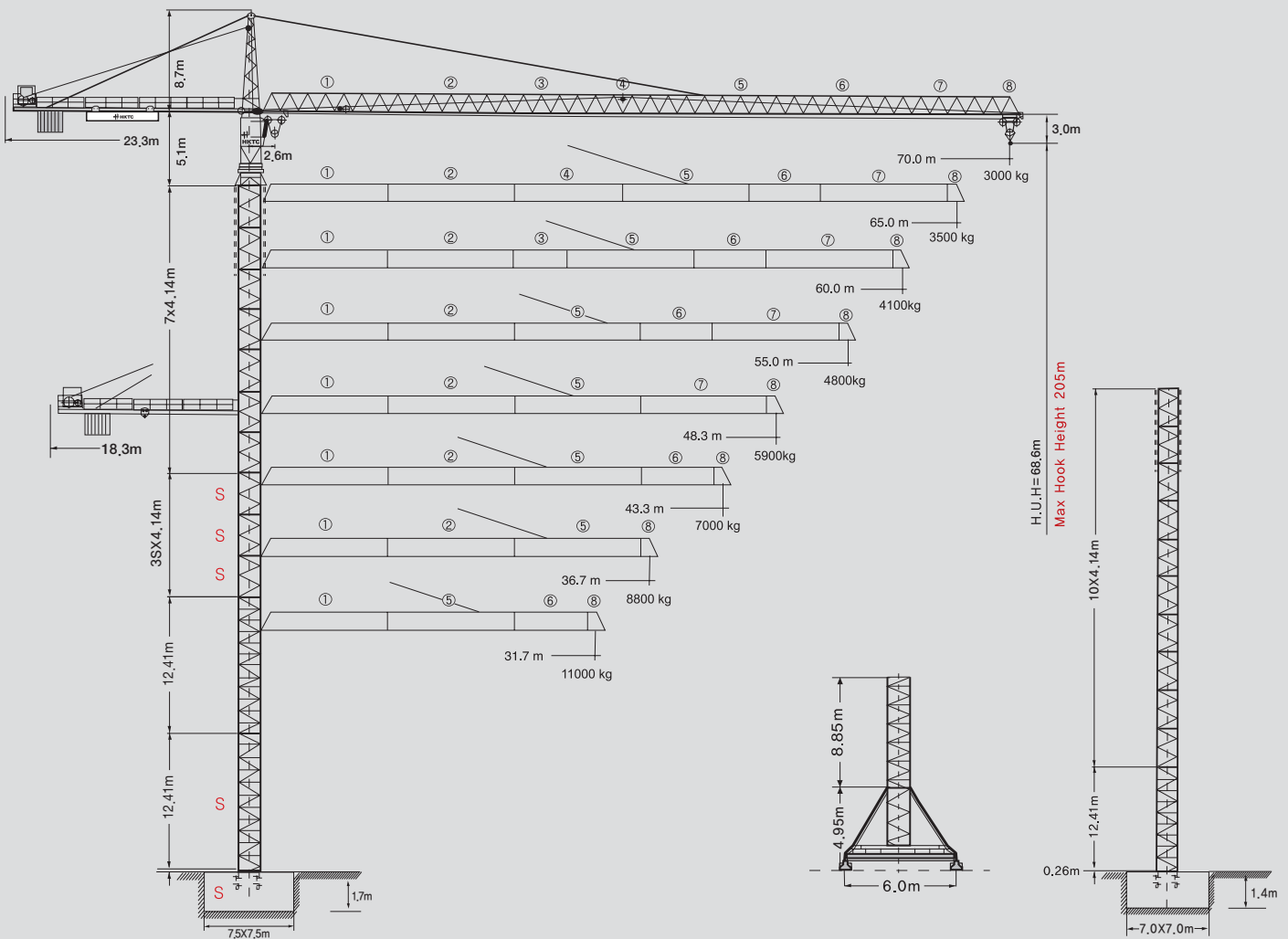




ISO 9001 : 2000  
ISO 14001 : 2004  
KSA 9001 : 2001



# 300HKTC TOWER CRANE



# HANKOOK TOWER CRANE

# 300HKTC TOWER CRANE

300HKTC / 65kw

Number of tower sections	Hoisting height			Wall Tie Drawing
	m	m	m	
0	14,7	27,2	15,9	
1	18,9	S 31,3	20,0	
2	23,0	S 35,4	24,2	
3	27,2	S 39,6	28,3	
4	31,3	43,7	32,4	
5	35,4	47,9	36,6	
6	39,6	52	40,7	
7	43,7	56,1	44,9	
8	47,9	60,3	49,0	
9*	52,0	64,4	53,1	
10*	56,2	68,6	-	

S = Tower section reinforced

\* = Lower guide section after erection

Wall Tie Drawing = Be followed by job site conditions

Overhang = Tower section 8EA(Guide section : down)



# Technical data

## Data for rail-going crane

Wheel gauge	6.0m
Track gauge	6.0m




Interior curve radius(6m-undercarriage)	12,5m
Dead weight(6m-undercarriage)	85,000kg

※Max. hoisting height + max. radius.

## Radius and capacity

Length of jib (Slewing radius)  m	MAX Capacity  m/kg	Radius and capacity																			
		25,0	28,0	31,7	34,0	36,7	38,0	40,0	42,0	43,3	45,0	48,3	51,0	53,0	55,0	57,0	60,0	62,0	65,0	67,0	70,0
70,0(R=71,36)	2,0-19,1 12000	10000	9277	8050	7420	6785	6510	6130	5780	5570	5310	4870	4550	4330	4130	3950	3690	3540	3320	3190	3000
65,0(R=66,36)	2,0-22,4 12000	10000	9700	8420	7770	7110	6820	6420	6060	5840	5575	5110	4780	4560	4350	4150	3890	3730	3500		
60,0(R=61,36)	2,0-24,1 12000	11352	10160	8820	8140	7450	7160	6740	6360	6130	5860	5380	5030	4800	4580	4380	4100				
55,0(R=56,36)	2,0-25,0 12000	12000	10595	9210	8500	7790	7480	7045	6650	6420	6130	5630	5270	5030	4800						
48,33(R=49,7)	2,0-26,0 12000	12000	11070	9625	8890	8145	7820	7370	6960	6720	6420	5900									
43,33(R=44,7)	2,0-27,0 12000	12000	11500	10010	9250	8480	8145	7680	7250	7000											
36,67(R=38,0)	2,0-27,8 12000	12000	11930	10390	9600	8800															
31,67(R=33,0)	2,0-29,3 12000	12000	12000	11000																	

## Speeds

	0,7 sl./min ★★	2X6,3kW
	8,0 / 16,0 / 50,0 / 95,0m/min ★★ 0 - 110,0m/min inverter	5,5kW 7,5kW
	25,0m/min with 6m-undercarriage	2X7,5kW

※Total motor output

100 kW

Hoist gear	Gear	kg	m/min
	1	12000	25,0
	2	5350	58,0
	3	2200	119,1

★★option = Germany

※This specification is subject to change without prior notice for high efficiency.

※In case of generator : Min. 250kW above

※This Tower Crane model for exportation only and technical data to be follows the standard of manufacturer.

# HANKOOK TOWER CRANE CO., LTD.



# 300HKTC Packing List

Item	Quantity	Description	This list cannot be used for the calculation of the smallest transport volume.	Length m	Width m	Height m	Unit weight kg	Total weight kg
1	2	Rail bogie with drive		1,63	0,92	0,95	1450	2900
2	2	Rail bogie without drive		1,37	0,62	0,95	1280	2510
3	1	Support arm long		9,10	0,80	0,80		1650
4	2	Support arm short		4,45	0,77	0,77	800	1600
5	2+2	Border support		5,46-5,40	0,11-0,18	0,16-0,38	175-525	1400
6	4	Support strut		4,14	0,18	0,25	320	1320
7	1	Guide section cpl		8,39	2,80	2,50		4070
8	1	Undercarriage tower section		3,73	2,62	2,62		2550
9	7	Tower section		4,14	2,30	2,30	2260	15820
10	3	S / Tower section		4,14	2,30	2,30	2600	7800
11	1	Slewing platform cpl, with ball slewing ring and ring support		5,49	2,74	2,68		10120
12	1	Tower head section		8,88	1,64	1,80		2700
13	1	Counter-jib head		9,10	2,42	0,92		3260
14	1	Counter-jib heel section and guying		8,44	1,77	0,92		2800
15	1	Intermediate counter-jib section		5,22	1,76	0,92		1580
16	1	Jib heel section and guying		12,02	1,84	1,96		2980
17	3	Intermediate jib section		12,02	1,63	1,87	2165 2070 1200	5435
18	2	Intermediate jib section		5,36 7,03	1,63	1,87	925 1015	1940
19	1	Intermediate jib section		10,36	1,63	1,87		1864
20	1	Jib head		2,21	1,84	1,14		330
21	1	Trolley, Hook		1,89	1,83	1,57		1150
22	1	Base tower section		12,42 (8,85)	2,30 (2,30)	2,30 (2,30)		7800 (4580)
23	1	Platforms		5,00	1,50	2,00		2300
24	1	Hydraulic system, supporting and climbing cross members		2,10	1,25	1,00		800
25	1	Hoist gear frame		4,12	2,40	1,66		4790
26	1	Crate with small parts, ropes and foundation angle irons		1,1	1,0	1,24		3000



Head Office : 91-10 Daewon-dong, Changwon, Gyeongnam, Korea TEL.+82-55-238-0009 FAX.+82-55-238-0006  
 Seoul Office : 197-28, 13F E&C Venture Dream Tower VI, Guro-dong Guro-Gu, Seoul, Korea TEL.+82-2-830-0040 FAX.+82-2-830-0065  
 Viet Nam : Road 25B, Nhon Trach 2 Industrial Park, Nhon Trach District, Dong Nai Province TEL.+84-61-356-9500 FAX.+84-61-356-9501  
 Gulf Branch : P.O.Box 18379, JAFZ Dubai, U.A.E TEL.+971-4-8815727 FAX.+971-4-8815728  
 Qatar Office : P.O.Box 55654, Doha, Qatar TEL.+974-466-1326 FAX.+974-465-0049